

OBJECTIVES

- To evaluate the clinical efficacy of a novel facial serum in improving dyschromia assessed using serial photography and the Visia Assessment.
- To determine the effect of this novel serum in improving transepidermal water loss and hydration assessed using the Cortex Technology DermaLab Unit (CyberDerm). Similar effects were determined for pore size.

INTRODUCTION

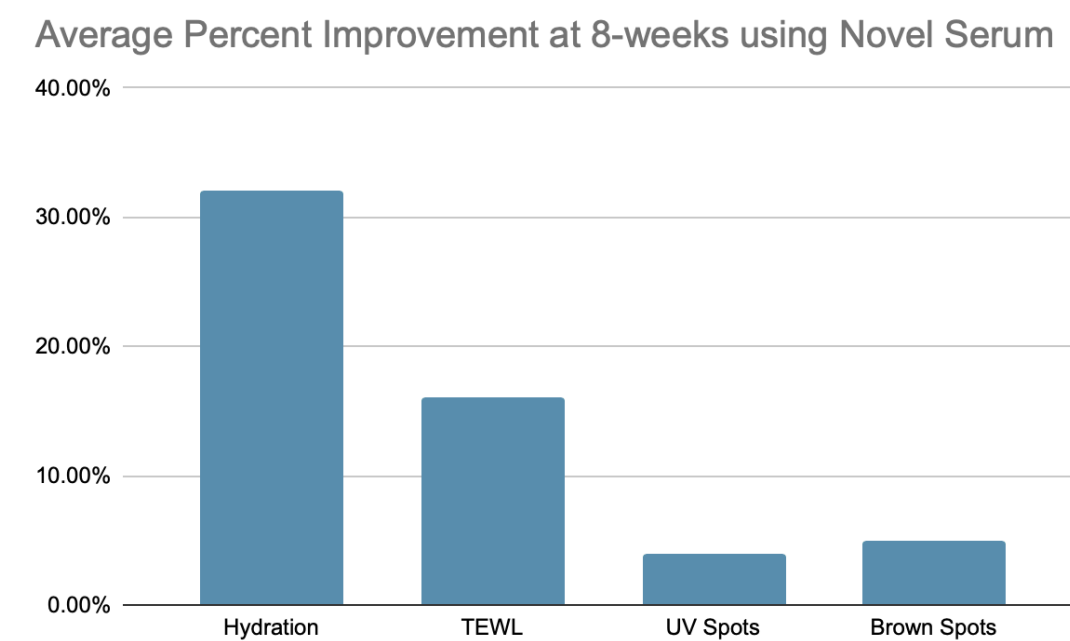
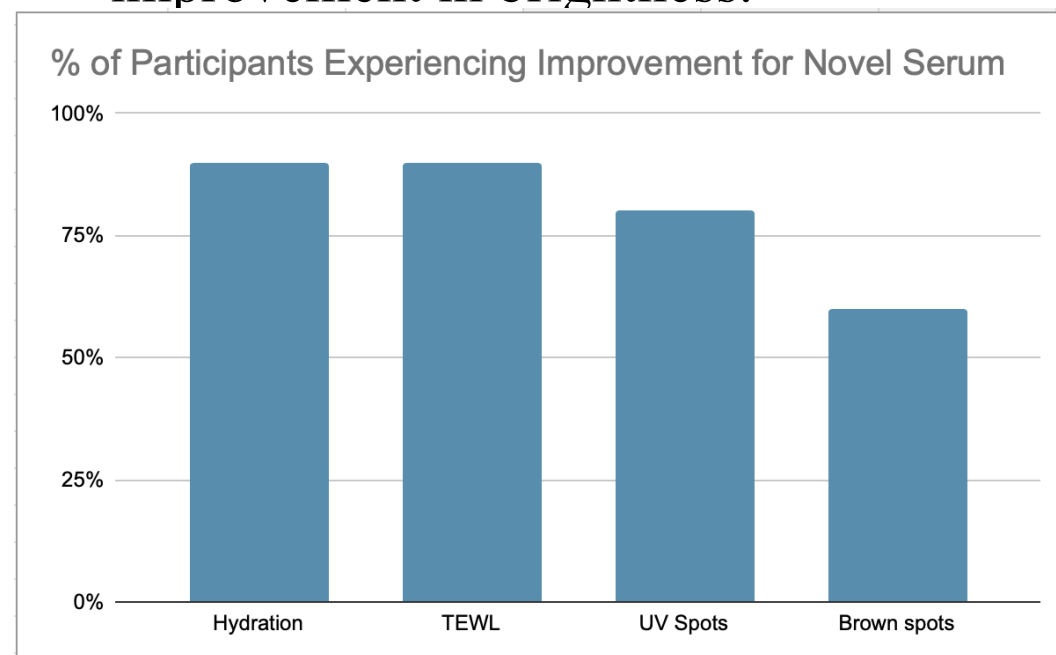
- A novel skin serum endorses its ability to refine skin texture, reduce hyperpigmentation, and neutralize environmental stressors. The product includes ingredients with enhanced skin barrier repair and skin brightening properties. The skincare company endorses that the product is beneficial for all skin tones.
- Individuals with skin of color have a greater eumelanin-to-pheomelanin ratio, dispersed melanosomes, and larger melanocytes. Additionally, melanocytes are more likely to maintain their integrity, more effective with DNA damage repair, and more equipped for enhanced melanogenesis. Naturally, darker skin has an SPF of 13.4 and have greater levels of type I and 3 collagen

METHODS

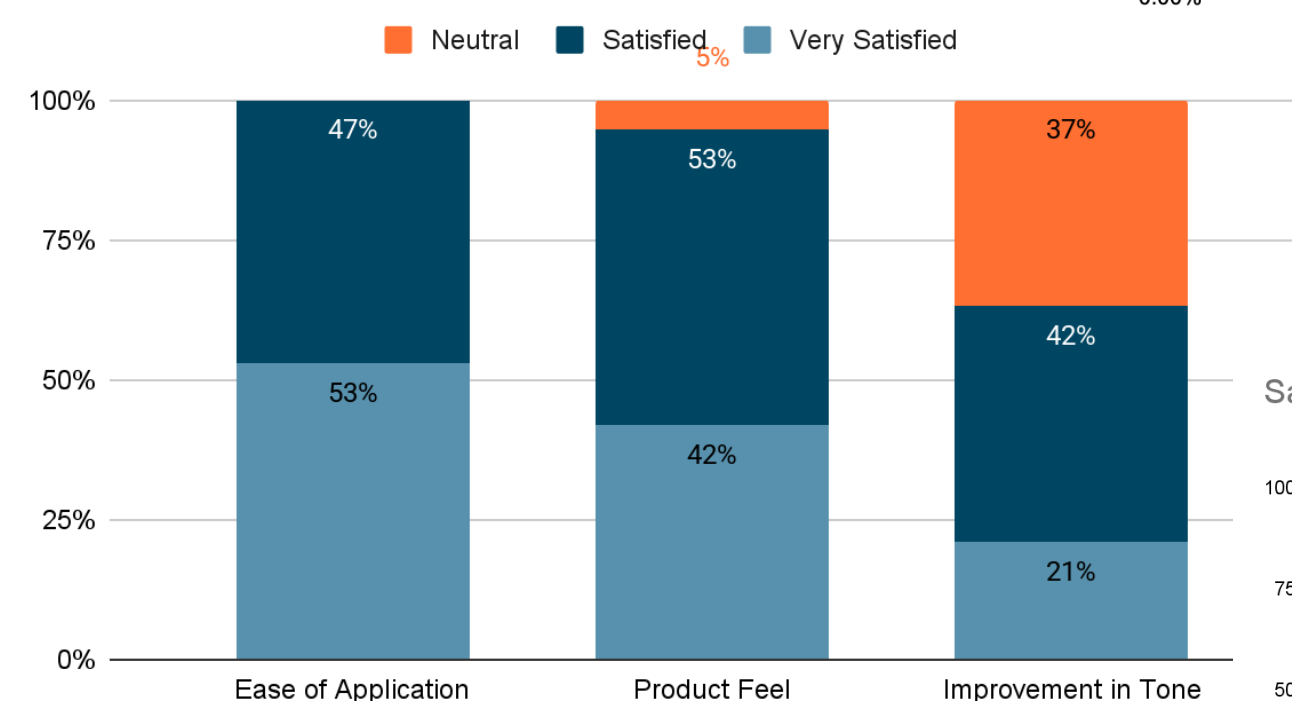
- This study is an 8-week, split face, double-blind, placebo-controlled, randomized trial of 20 subjects of a wide range of skin tones, aged 18-65 years, with mild to moderate photodamage. The study evaluated the clinical efficacy of a novel facial serum in improving hydration, transepidermal water loss, pore size, and dyschromia.

RESULTS

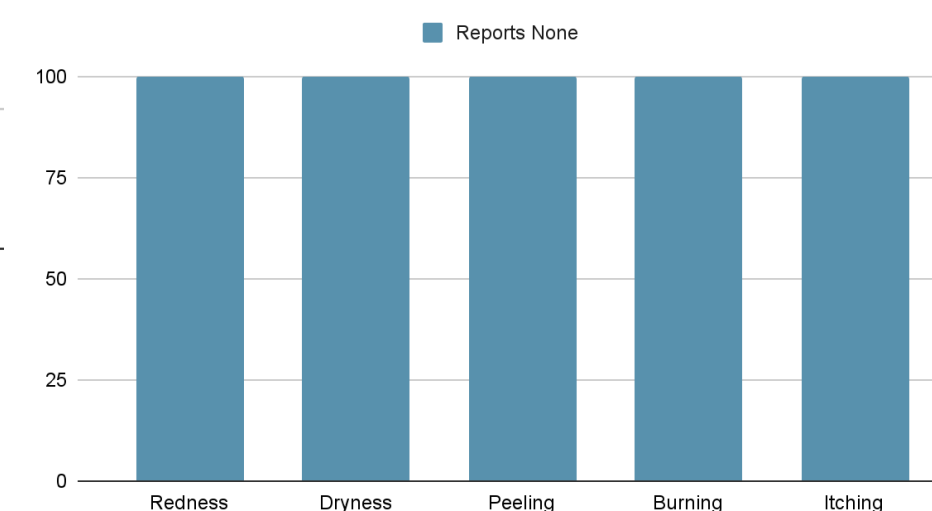
- There was significant improvement in hydration with subjects reporting an average 31% improvement in hydration (p-value 0.0001) as well as an average 16% reduction in transepidermal water loss at the 8-week mark (p-value 0.0020).
- There was significant improvement in pore size with subjects reporting an average 8% improvement in pore size (p-value 0.0354). Our study also showed an average 4% improvement in UV spots and an average 5% improvement in brown spots that did not reach the level of statistical significance.
- 61.50% of participants experienced improvement in radiance, and 54% experienced improvement in brightness.



Subjective Experiences of Novel Serum



Safety of Novel Serum



CONCLUSIONS

- The novel skin serum achieved statistically significant improvement in hydration, transepidermal water loss, and pore size and numerical but not statistically significant improvement in brown spots and UV spots at the 8-week mark. This is due to its unique ingredient list, highlighting cetyl tranexamate mesylate, kojic acid, niacinamide, and amber algae.
- Cetyl tranexamate reduces hyperpigmentation, and kojic acid improves skin brightness. Niacinamide stabilizes the skin barrier, improves moisture content, reduces transepidermal water loss, stimulates ceramide synthesis, and reduces hyperpigmentation. Brown algae retains skin moisture, improves the skin barrier, and reduces hyperpigmentation.

FUNDING/ACKNOWLEDGEMENTS

No funding
I would like to thank Dr. Frey and Dr. Okoye for their guidance, expert advice, and support during this study.

REFERENCES

